

11.02.15

Perranuthnoe Parish
Neighbourhood Plan Survey Analysis Report
February 2015

Context

In mid 2014 Perranuthnoe Parish Council sent out a survey to all residents of the parish in order to understand if residents would be supportive of a neighbourhood plan (NP) and if so, what key planning (land use and development) issues and challenges should be tackled with an NP.

The Parish Council would like to make it clear that it was its intention that, as stated on the Questionnaires themselves, each elector would receive their own questionnaire. Unfortunately, for reasons beyond the control of the Parish Council, only one questionnaire was sent to each address. The Parish Council is sorry that this happened, but is pleased to note that some Parishioners did ask for further copies of the questionnaires.

The parish received 309 returned surveys of which 307 were at least part completed (2 were blank). Based on 1112 dwellings (source: Census 2011) this represents a 27.6% return rate.

The survey was intended to gather the views of the community to inform a vision for the future of the parish.

Points to note:

There appear to be a bias in terms of age and employment status of respondents (aged 65+ and retired). According to 2011 census over 56.5% of the population is of working age, and whilst this is lower than the national average, it does indicate that as the NP develops it will be important for the sub committee to make effort to engage with this sector of residents.

Some questions did not allow for greater expansion where respondents wanted to add additional criteria before agreeing to a preference. For example, renewable energy was supported but most people wished to include strict conditions for this or for example the numbers or units. This has generally been picked up in the comments through future consultation should bear this in mind as it is often this 'additional' criteria that helps to shape policies. For example as a Neighbourhood Plan is about positive planning this allows the 'yes, on the basis that the following conditions are met' scenario.

A final point to bear in mind when assessing the data below is where questions have been skipped by large numbers of people. This can indicate many things the least impactful being that respondents feel unable to comment due to no knowledge. In other circumstances, perhaps of greater importance to

11.02.15

the veracity of a neighbourhood plan is that that people are not able to respond positively to the suggestions provided i.e suggestions are too limited. This can be difficult for a neighbourhood plan group to navigate as essentially a neighbourhood plan cannot be used to 'stop' development, it is intended to positively shape land use and development in an area – for example by ensuring that development is of a certain standard, welcomed in particular areas and meets criteria. Ultimately this comes down to what can be achieved through planning policy (and policy that must accord to both the Cornwall Local Plan and National Planning Policy Framework) – as a neighbourhood plan is the planning policy(ies) for that particular neighbourhood.

Contents

Respondent Data.....6

 AGE.....6

 EMPLOYMENT STATUS.....7

 GENDER.....8

QUALITY OF LIFE.....9

 Q1. Please choose your top three in order of importance by putting a number (1,2,3) in the relevant box. 1 being the most important.....9

 Analysis.....9

 Q2. Further comments on your key themes.10

THE LANDSCAPE11

 Q3. Do you think it is necessary for the neighbourhood plan to strengthen the existing provisions for the conservation and enhancement to the landscape?.....11

 Q4. Which aspects of Perranuthnoe would you like to see conserved?12

RENEWABLE ENERGY13

 Q5. Which of the following approaches would you favour? (Wind turbines)13

 Q6. Which of the following approaches would you favour? (Solar).....14

 Q7. Would you support other carbon reduction?.....15

 Q8. Any other comments?15

THE HISTORIC ENVIRONMENT16

 Q9. Would you be in favour of new developments in the Parish (housing or commercial) being subject to further restriction?16

Q10. Please provide further details if you wish.....17

Q11. If more building (housing or commercial) was proposed for your Parish, which of the following approaches would you favour?18

Q12. What would be the most appropriate scale of development in the Parish?19

Q13. What would be the best location in the Parish for new housing?20

Q14. Do you think that there should be a design guide for buildings and extensions?21

Q15. If the Parish demonstrated a need for additional affordable housing, would you support it?22

Q16. Would you be in favour of affordable housing being built as?.....23

Q17. Do you think that affordable housing should be allocated only to local people?24

Q18. Please define what you mean by local people.....25

Q19. If it were possible to limit the number of new houses built for sale on the open market, would you support this?26

Q20. If it were possible to limit the number of new second homes / holiday lets, would you support this?.....27

Q21. If it were possible to convert some second homes / holiday lets / hotels into affordable houses or full time residences, would you support this?....28

Q22. Should commercial developments have any additional restrictions beyond general principles (Q's 9-14)29

Q23. What additional restrictions would you apply?30

Q24. How would you define over development?30

TRANSPORT31

 Q25. If bus services were to be reduced / withdrawn, would you be affected?.....31

 Q26. Do you rely on a car to get around?32

PARKING33

 Q27. Should the plan contain criteria for off road parking for new residential and commercial developments?.....33

 Q28. Should the plan contain criteria for on road parking and public parking management to avoid the present and likely future congestion in Perranuthnoe and Goldsithney?34

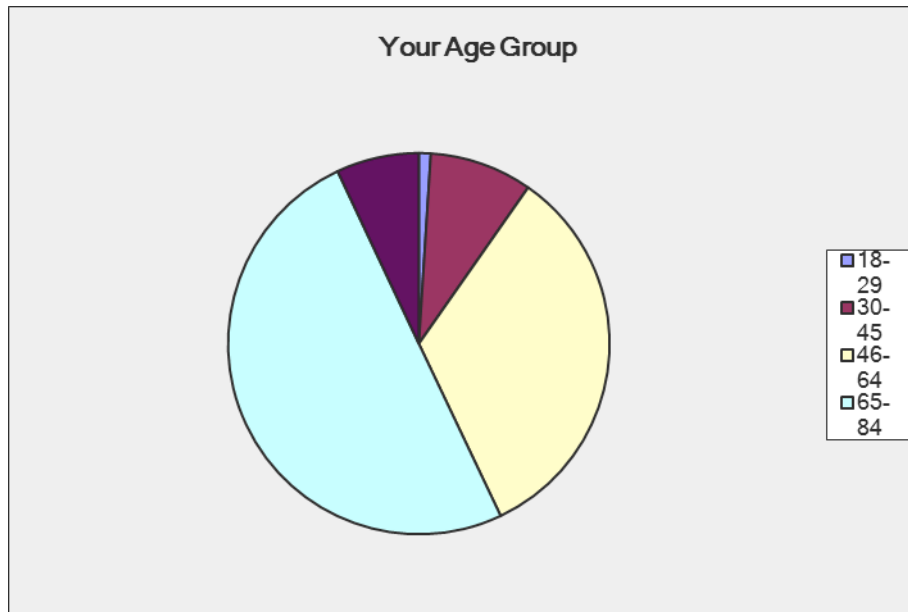
11.02.15

SCHOOLS	35
Q29. Do you think that the present school places are adequate for the Parish?	35
Q30. How do you feel about the Perranuthnoe Parish Neighbourhood Pan?	36
Q31. Are you able to help with the production of a Neighbourhood Plan	37
Q32. Please give us more details about any of the answers you have given earlier.....	38

Respondent Data

AGE

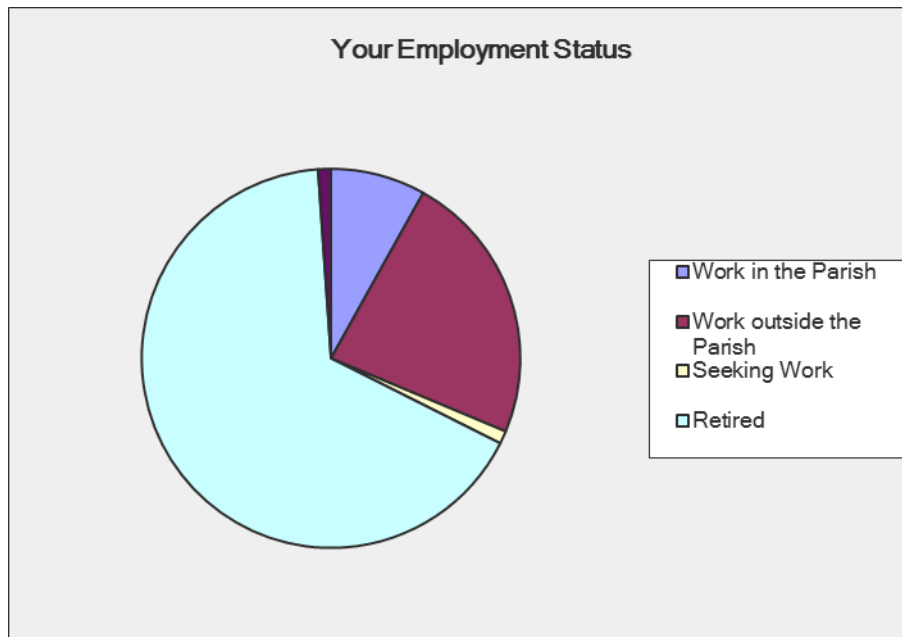
286 respondents completed this information. The overwhelming majority at 50% (143 responses) was the 65-84 years age group.



Your Age Group		
Answer Options	Response Percent	Response Count
18-29	1.0%	3
30-45	8.7%	25
46-64	33.2%	95
65-84	50.0%	143
85+	7.0%	20
answered question		286
skipped question		21

EMPLOYMENT STATUS

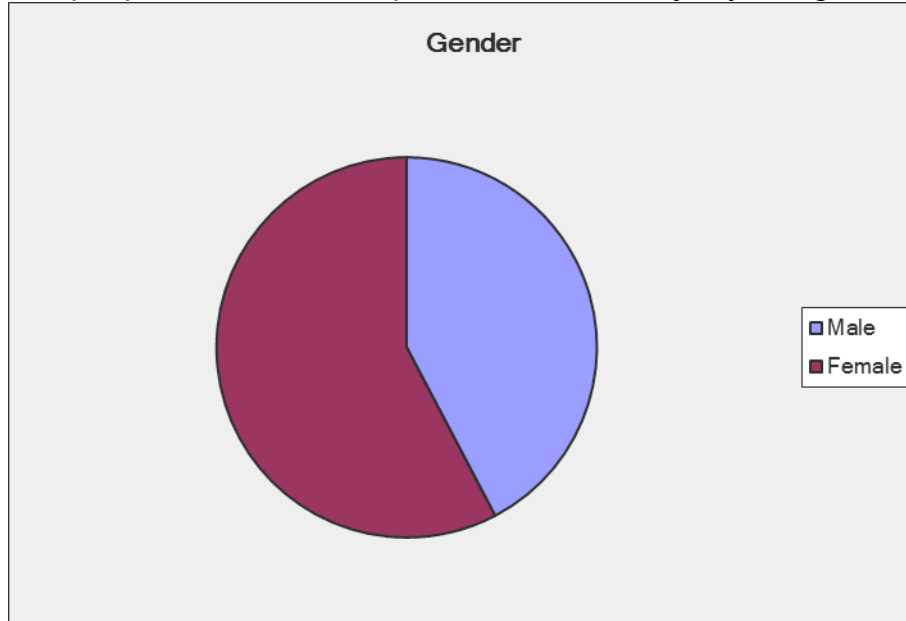
284 respondents answered this question. The majority are retired (66.5% or 189 respondents) followed by those working outside the parish (23.2% or 66 respondents).



Your Employment Status		
Answer Options	Response Percent	Response Count
Work in the Parish	8.1%	23
Work outside the Parish	23.2%	66
Seeking Work	1.1%	3
Retired	66.5%	189
Student	1.1%	3
answered question		284
skipped question		23

GENDER

234 people answered this question with the majority being female (57.7% or 135 respondents).



Gender		
Answer Options	Response Percent	Response Count
Male	42.3%	99
Female	57.7%	135
<i>answered question</i>		234
<i>skipped question</i>		73

QUALITY OF LIFE

Q1. Please choose your top three in order of importance by putting a number (1,2,3) in the relevant box. 1 being the most important.

Answer Options	1	2	3	Rating Average	Response Count
The character of the villages and hamlets.	63	50	51	1.93	164
The effect of road traffic and parking in the Parish.	54	62	50	1.98	166
The quality of the landscape and coastline.	45	44	34	1.91	123
Making it easier for young people to live and work within the Parish.	20	30	32	2.15	82
Maintaining the Parish (especially Perranuthnoe Village and Beach) as a favoured tourist destination.	12	11	19	2.17	42
The natural environment.	30	19	50	2.20	99
Historic buildings.	2	6	10	2.44	18
Sustaining local services and facilities.	80	65	43	1.80	188
<i>answered question</i>					295
<i>skipped question</i>					12

Analysis

The most frequently selected theme ranked number **1** is **'Sustaining local services and facilities'**.

The second most frequently selected theme ranked number **1** is **'The character of the villages and hamlets'**.

The most frequently selected theme ranked number **2** is **'Sustaining local services and facilities'**.

The second most frequently selected theme ranked number **2** is **'The effect of road traffic and parking in the parish'**.

The most frequently selected theme ranked number **3** is **'The character of the villages and hamlets'**.

The second most frequently selected theme ranked number **3** is '**The effect of road traffic and parking in the parish**' and '**The natural environment**'.

Overall the most frequently selected theme (ranked 1, 2 or 3) is '**Sustaining local services and facilities**' which is selected 188 times.

The second most frequently selected theme (ranked 1,2 or 3) is '**The effect of road traffic parking in the parish**' which is selected 166 times. Third most frequently selected theme (ranked 1, 2 or 3) is '**The character of the village and hamlets**' selected 164 times.

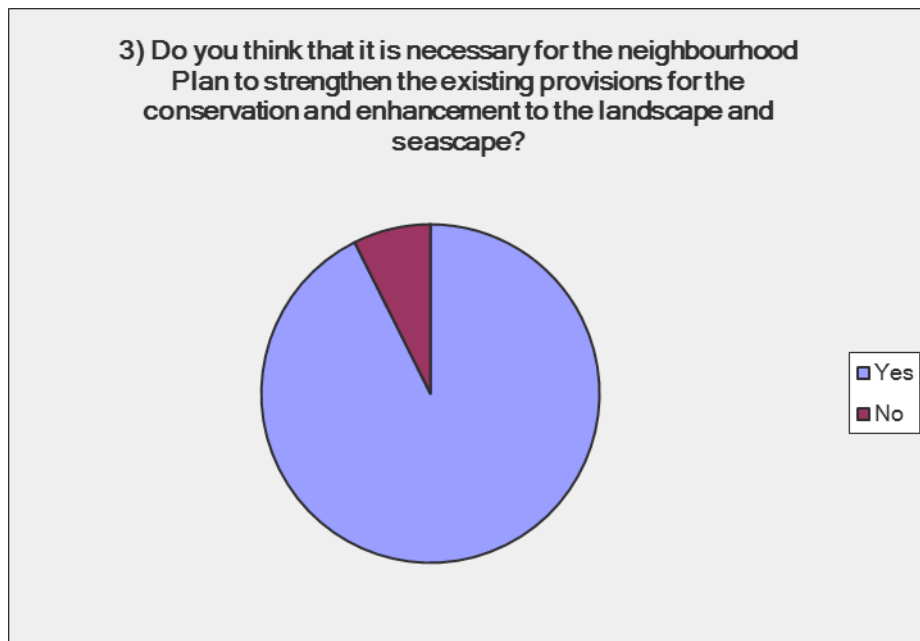
Q2. Further comments on your key themes.

121 (out of 307) respondents made further comments (please see annexed information for the full version). The following have not be ranked in order of importance but have been collated together under recurring themes mentioned in comments.

- **Parking** is frequently mentioned as an issue in the parish, including costs of using the carpark; concern that emergency vehicles are not able to access all areas of the villages and that the disruption and inconvenience this causes to residents during the summer months.
- Concern for the villages to stay as villages, not merge and retain their **unique character**.
- Concern for the **natural environment** to be respected both for locals and as a tourism destination. This also includes comments on protecting the AONB and the preservation of footpaths, coastal walks and beaches.
- Concern for maintaining **public services** (includes buses and Post Office) in the area.

THE LANDSCAPE

Q3. Do you think it is necessary for the neighbourhood plan to strengthen the existing provisions for the conservation and enhancement to the landscape and seascape?



3) Do you think that it is necessary for the neighbourhood Plan to strengthen the existing provisions for the conservation and enhancement to the landscape and seascape?		
Answer Options	Response Percent	Response Count
Yes	92.6%	262
No	7.4%	21
<i>answered question</i>		283
<i>skipped question</i>		24

Q4. Which aspects of Perranuthnoe would you like to see conserved?

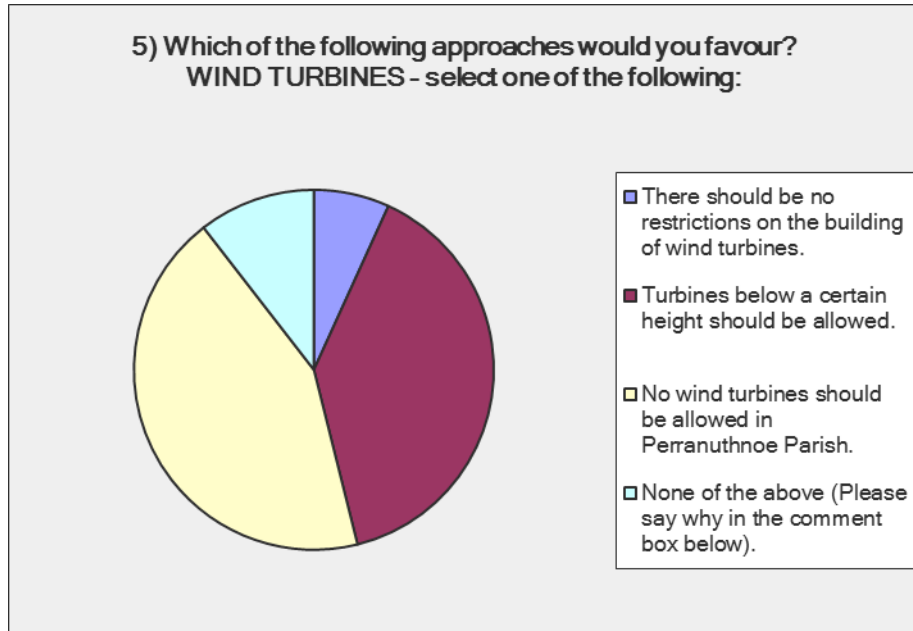
4) Which aspects of Perranuthnoe Parish would you like to see conserved?		
Answer Options	Response Percent	Response Count
The Coastline.	87.7%	265
Uninterrupted Offshore Public Views	56.0%	169
Natural Habitats.	76.8%	232
Hedgerows.	76.8%	232
Trees.	69.2%	209
The Farmed Landscape.	57.6%	174
Field Patterns.	45.0%	136
Ridges and Skylines.	47.4%	143
Unspoilt Public Landscape Views.	69.2%	209
Footpaths and Bridle paths.	87.1%	263
Local Built Heritage	50.3%	152
Other (Please say on page 11).	1.3%	4
answered question		302
skipped question		5

302 people responded to this question.

The most frequently selected aspect is 'The Coastline' selected 265 times or 87.7% of the response rate. This is followed by 'Footpaths and bridleways' selected 263 times or 87.1% of the response rate.

RENEWABLE ENERGY

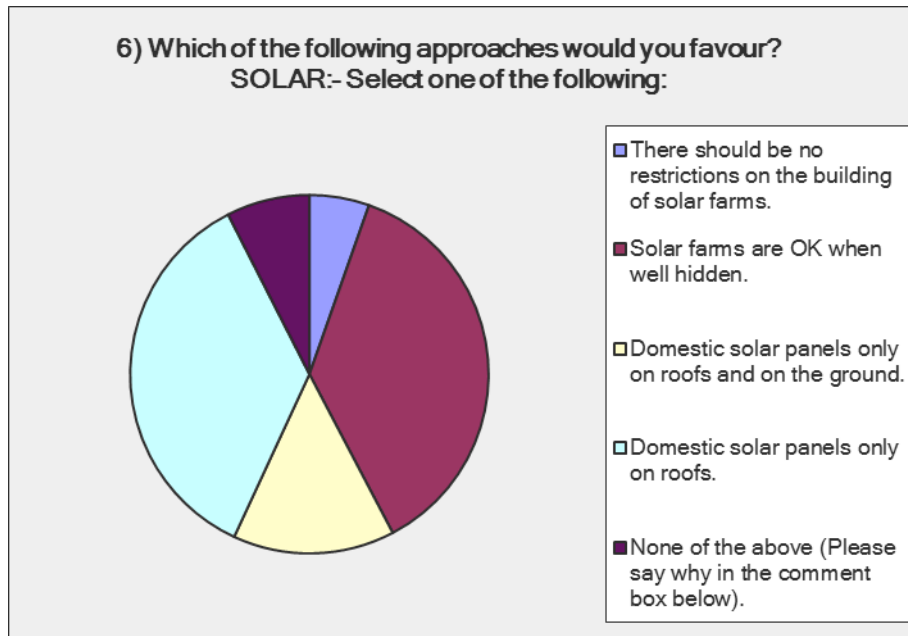
Q5. Which of the following approaches would you favour? (Wind turbines)



5) Which of the following approaches would you favour? WIND TURBINES - select one of the following:		
Answer Options	Response Percent	Response Count
There should be no restrictions on the building of wind turbines.	6.8%	20
Turbines below a certain height should be allowed.	39.3%	116
No wind turbines should be allowed in Perranuthnoe Parish.	43.4%	128
None of the above (Please say why in the comment box below).	10.5%	31
answered question		295
skipped question		12

The top response was that ‘no wind turbines should be allowed in Perranuthnoe Parish’ followed by ‘turbines below a certain height should be allowed in Perranuthnoe.’

Q6. Which of the following approaches would you favour? (Solar)



6) Which of the following approaches would you favour? SOLAR:-
Select one of the following:

Answer Options	Response Percent	Response Count
There should be no restrictions on the building of solar farms.	5.4%	16
Solar farms are OK when well hidden.	36.9%	109
Domestic solar panels only on roofs and on the ground.	14.6%	43
Domestic solar panels only on roofs.	35.6%	105
None of the above (Please say why in the comment box below).	7.5%	22
answered question		295
skipped question		12

‘Solar farms are OK when well hidden’ was the most frequently selected with 109 responses (36.9% of the responses) followed by ‘Domestic solar panels on roofs only’ with 105 responses (35.6%).

It should be noted (and covered in Q8 below) that as only 1 could be selected this restricted respondents who would have otherwise have agreed with ‘Solar farms OK when well hidden’ *and* one of the ‘domestic’ selections.

Q7. Would you support other carbon reduction?

7) Would you support other carbon reduction?		
Answer Options	Response Percent	Response Count
Yes	85.3%	232
No	14.7%	40
<i>answered question</i>		272
<i>skipped question</i>		35

Q8. Any other comments?

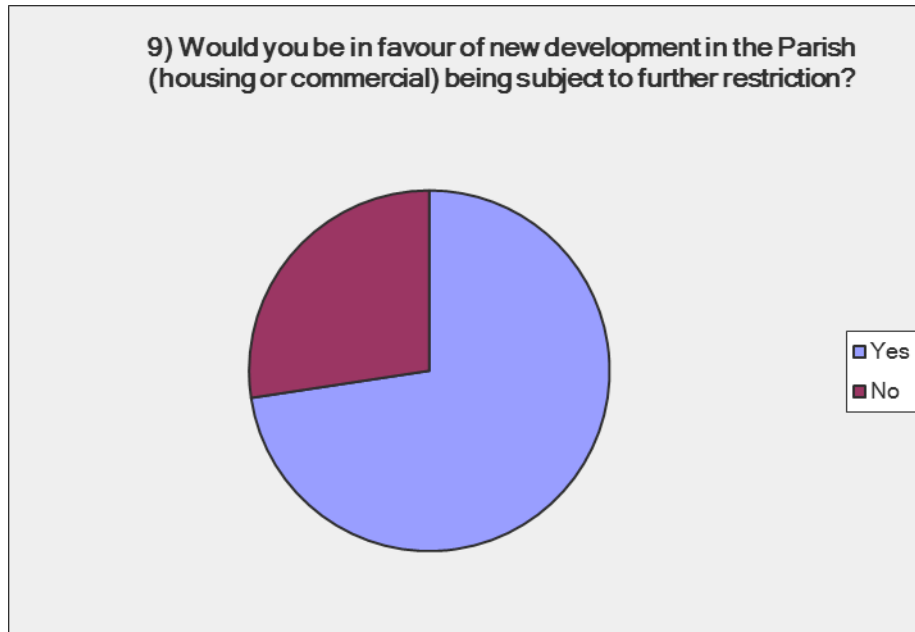
Several comments indicated that as well as selecting 'solar farms are OK when well hidden' they would also have selected either 'domestic solar panels on roofs only' and or 'domestic solar panels on roofs and ground also'.

Comments also included:

- The need for strict planning control for renewable installations including comments that indicated support for renewable energy based on careful case by case review and caveats that renewables did not impact visual landscape or produce noise pollution.
- The detrimental impact to the landscape has been referred to several times including being a 'blot on the landscape' and a concern of the possible impact turbine noise levels will have on residents.
- The concern over using agricultural land for renewable instead of food production.
- Several people commented on possible other measures of achieving renewable energy such as offshore, tidal and ground source.
- Concerns about lack of efficiency of wind and solar.
- A lack of knowledge (and therefore unable to comment) on what alternatives there are.

THE HISTORIC ENVIRONMENT

Q9. Would you be in favour of new developments in the Parish (housing or commercial) being subject to further restriction?



9) Would you be in favour of new development in the Parish (housing or commercial) being subject to further restriction?

Answer Options	Response Percent	Response Count
Yes	72.6%	209
No	27.4%	79
<i>answered question</i>		288
<i>skipped question</i>		19

Q10. Please provide further details if you wish

125 respondents made further comments regarding new developments in the Parish (housing or commercial) being subject to further restriction. This included comments on:

- Design of housing for example to be in keeping with character of the village and not look like 'modern boxes'
- Not having any further development at all due to negative impacts on character and / or infrastructure include schools and Dr surgeries as well as sewage issues.
- Specific mention of large scale developments to be avoided.
- Affordable housing for young people to keep them in the parish.

Q11. If more building (housing or commercial) was proposed for your Parish, which of the following approaches would you favour?

Respondents were asked to rank three approaches on a scale of 1-3 with 1 being the preferred option.

11) If more building (housing or commercial) was proposed for your Parish, which of the following approaches would you favour? Please rank in order (1, 2 and 3) with 1 being your preferred option.					
Answer Options	1	2	3	Rating Average	Response Count
Renovation/change of use of existing buildings to create new homes/workspaces and thus prevent unnecessary new development.	259	18	4	1.09	281
Building on previously developed land, including gardens.	25	194	6	1.92	225
Building on green field sites.	9	7	162	2.86	178
<i>answered question</i>					292
<i>skipped question</i>					15

The majority of respondents (259 out of 281 that selected this as an option) ranked '**Renovation / change of use of existing buildings to create new homes / workspaces and thus prevent unnecessary new development**' as number 1.

The majority of respondents (194 out of 225 that selected this as an option) ranked 'Building on previously developed land including gardens' as number 2.

The majority of respondents (162 out of 178 that selected this as an option) ranked 'Building on greenfield sites' as number 3.

Note:

Out of 292 only 178 selected either 1, 2 or 3 for building on greenfield site. This indicates (and supported by additional comments) that 114 would not rank building on greenfield at all as an option.

Q12. What would be the most appropriate scale of development in the Parish?

Respondents were presented with three options and asked to rank on a scale of 1 – 3 with 1 being the preferred option.

12) What would be the most appropriate scale of development in the Parish? Please rank in order (1, 2 and 3) with 1 being your preferred option.					
Answer Options	1	2	3	Rating Average	Response Count
Sites of 1 - 5 units.	222	22	7	1.14	251
Sites of 5 - 10 units.	37	173	3	1.84	213
10 or more units.	7	6	185	2.90	198
<i>answered question</i>					269
<i>skipped question</i>					38

The majority of respondents (222 out of 251 that selected this as an option) ranked 'Sites of 1-5 units' as number 1.

The majority of respondents (173 out of 213 that selected this as an option) ranked 'Sites 5-10 units' as number 2.

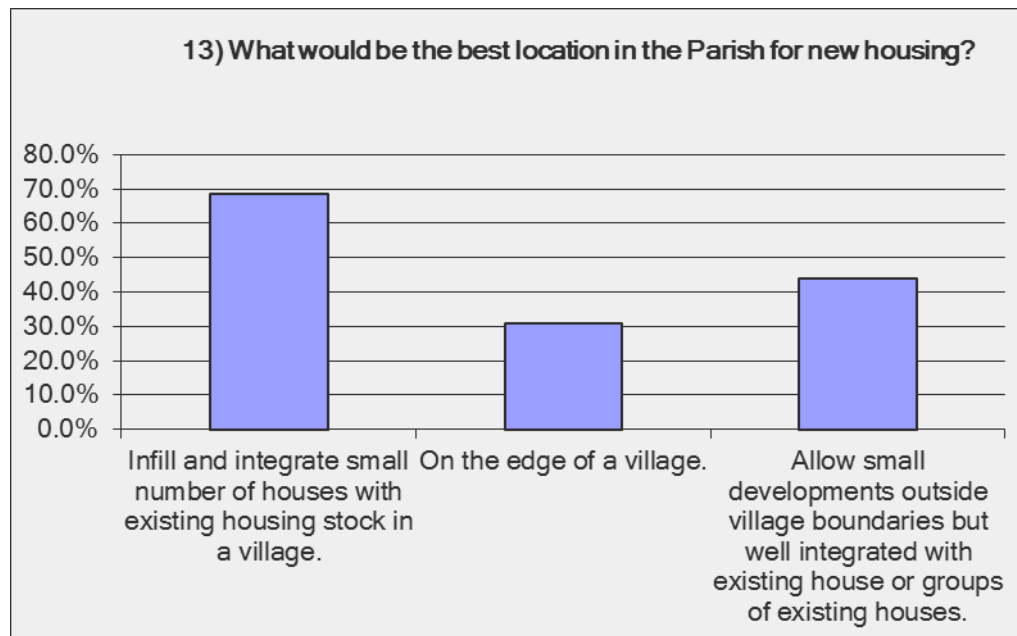
The majority of respondents (185 out of 198 that selected this as an option) ranked '10 or more units' as number 3.

Note:

Out of 269 responses to this question overall a reduced number 198 selected 10 units or more as an option at all (either 1,2 or 3). Suggesting that this is not an option at all for at least 71 respondents.

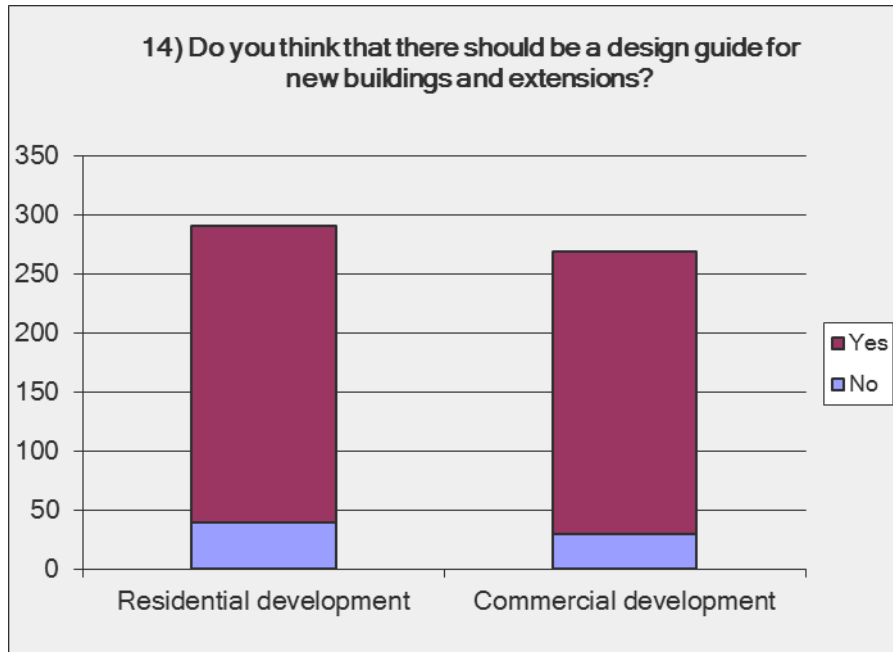
Q13. What would be the best location in the Parish for new housing?

Respondents were asked to tick all that they favoured from a suggested three selections.



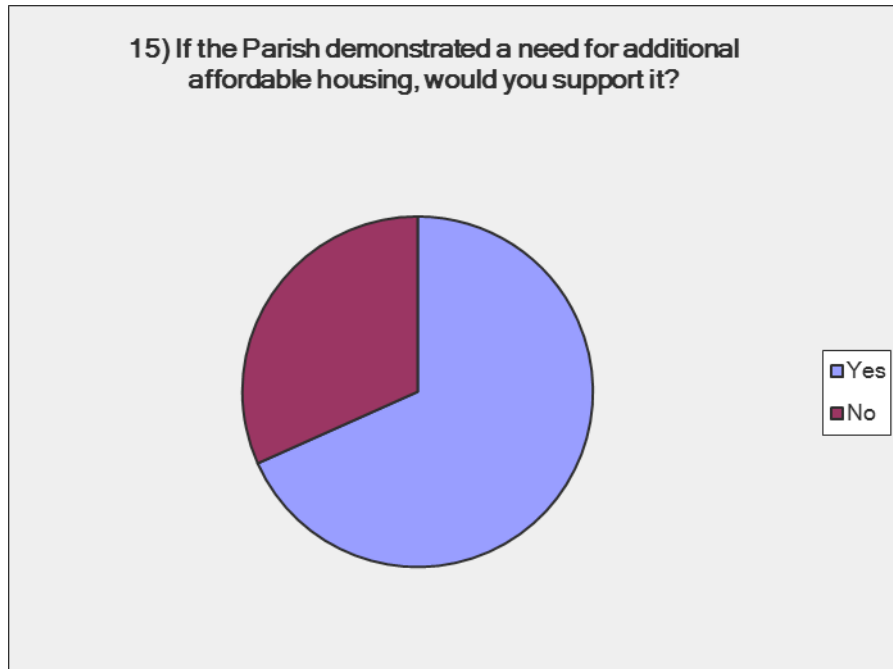
Answer Options	Response Percent	Response Count
Infill and integrate small number of houses with existing housing stock in a village.	68.5%	185
On the edge of a village.	30.7%	83
Allow small developments outside village boundaries but well integrated with existing house or groups of existing houses.	44.1%	119
answered question		270
skipped question		37

Q14. Do you think that there should be a design guide for buildings and extensions?



14) Do you think that there should be a design guide for new buildings and extensions?			
Answer Options	Yes	No	Response Count
Residential development	252	39	291
Commercial development	239	30	269
<i>answered question</i>			294
<i>skipped question</i>			13

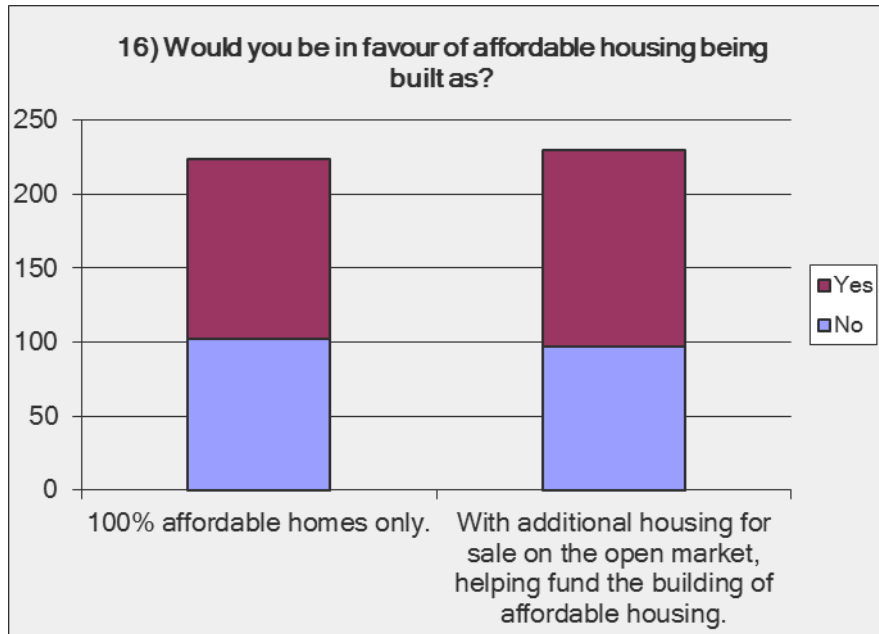
Q15. If the Parish demonstrated a need for additional affordable housing, would you support it?



15) If the Parish demonstrated a need for additional affordable housing, would you support it?

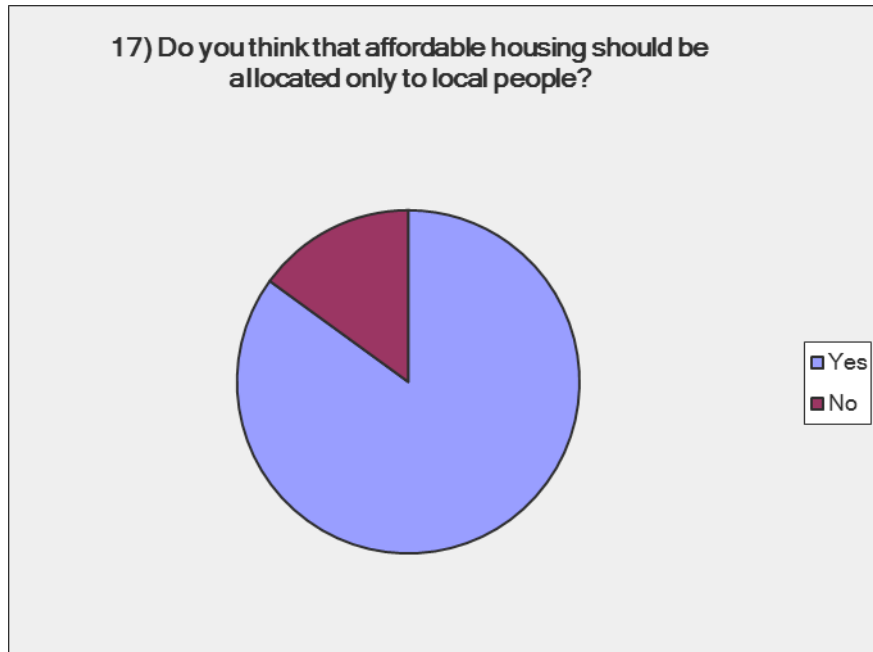
Answer Options	Response Percent	Response Count
Yes	68.3%	192
No	31.7%	89
<i>answered question</i>		281
<i>skipped question</i>		26

Q16. Would you be in favour of affordable housing being built as?



16) Would you be in favour of affordable housing being built as?			
Answer Options	Yes	No	Response Count
100% affordable homes only.	122	102	224
With additional housing for sale on the open market, helping fund the building of affordable housing.	133	97	230
<i>answered question</i>			286
<i>skipped question</i>			21

Q17. Do you think that affordable housing should be allocated only to local people?



17) Do you think that affordable housing should be allocated only to local people?		
Answer Options	Response Percent	Response Count
Yes	85.0%	250
No	15.0%	44
<i>answered question</i>		294
<i>skipped question</i>		13

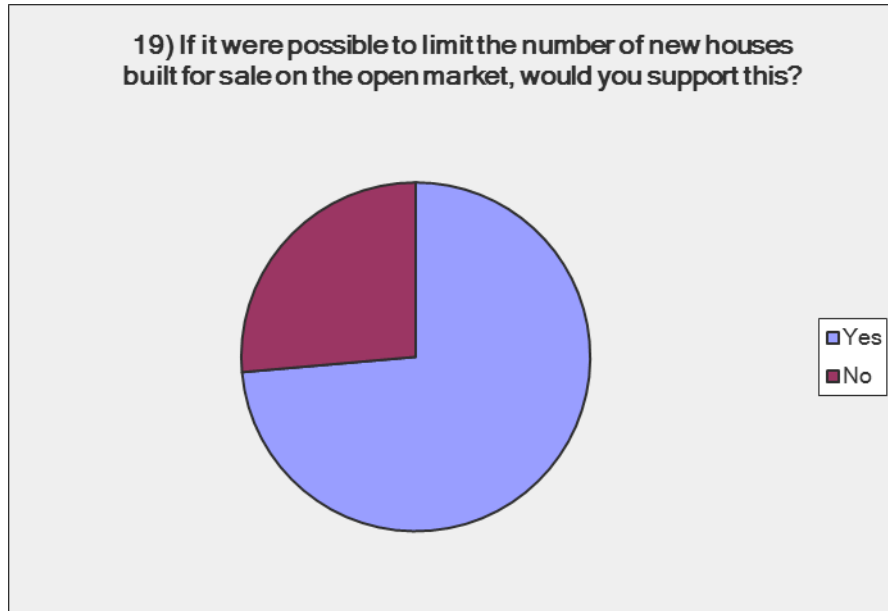
Q18. Please define what you mean by local people.

18) Please define what you mean by local people.	
Answer Options	Response Count
	257
<i>answered question</i>	257
<i>skipped question</i>	50

Answers included variations of:

- Not needing to define local
- Anyone that considers themselves local
- Cornish
- Born in Cornwall / Penwith / West Penwith / Parish / Village.
- Lived in Cornwall / Penwith / Parish / Village for a defined number of years (ranges from 30 years to 3 years)
- Those with a family connection to the area
- Those with 'strong ties or connection' to the area
- Those who work in the area.

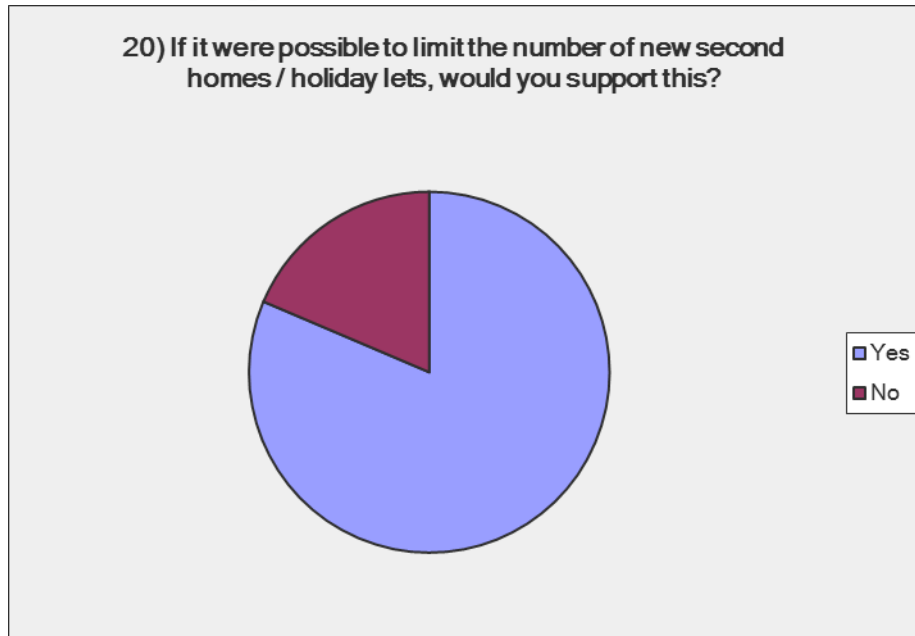
Q19. If it were possible to limit the number of new houses built for sale on the open market, would you support this?



19) If it were possible to limit the number of new houses built for sale on the open market, would you support this?

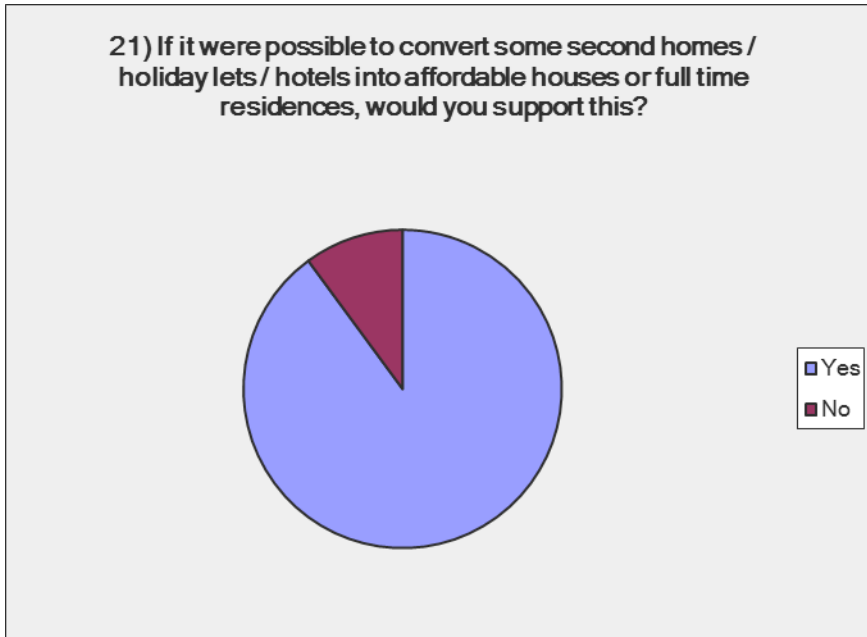
Answer Options	Response Percent	Response Count
Yes	73.6%	215
No	26.4%	77
<i>answered question</i>		292
<i>skipped question</i>		15

Q20. If it were possible to limit the number of new second homes / holiday lets, would you support this?



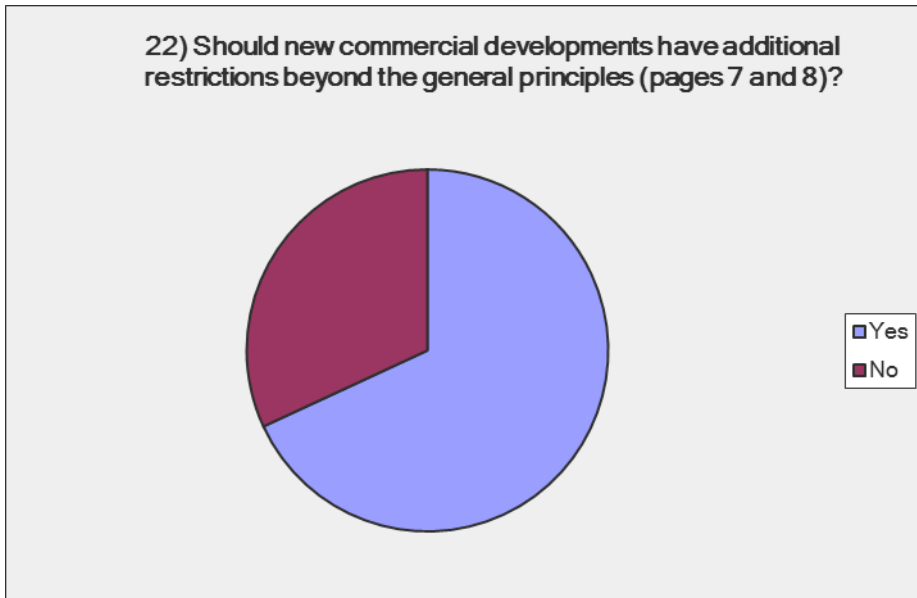
20) If it were possible to limit the number of new second homes / holiday lets, would you support this?		
Answer Options	Response Percent	Response Count
Yes	81.4%	245
No	18.6%	56
<i>answered question</i>		301
<i>skipped question</i>		6

Q21. If it were possible to convert some second homes / holiday lets / hotels into affordable houses or full time residences, would you support this?



21) If it were possible to convert some second homes / holiday lets / hotels into affordable houses or full time residences, would you support this?		
Answer Options	Response Percent	Response Count
Yes	89.9%	268
No	10.1%	30
answered question		298
skipped question		9

Q22. Should commercial developments have any additional restrictions beyond general principles (Q's 9-14)



22) Should new commercial developments have additional restrictions beyond the general principles (pages 7 and 8)?		
Answer Options	Response Percent	Response Count
Yes	68.1%	184
No	31.9%	86
<i>answered question</i>		270
<i>skipped question</i>		37

Q23. What additional restrictions would you apply?

- No commercial developments at all.
- Only development that supports jobs or tourism economy.
- Must be in keeping with the area including sympathetic design, considered location and size.
- Restrictions on noise and pollution including traffic.

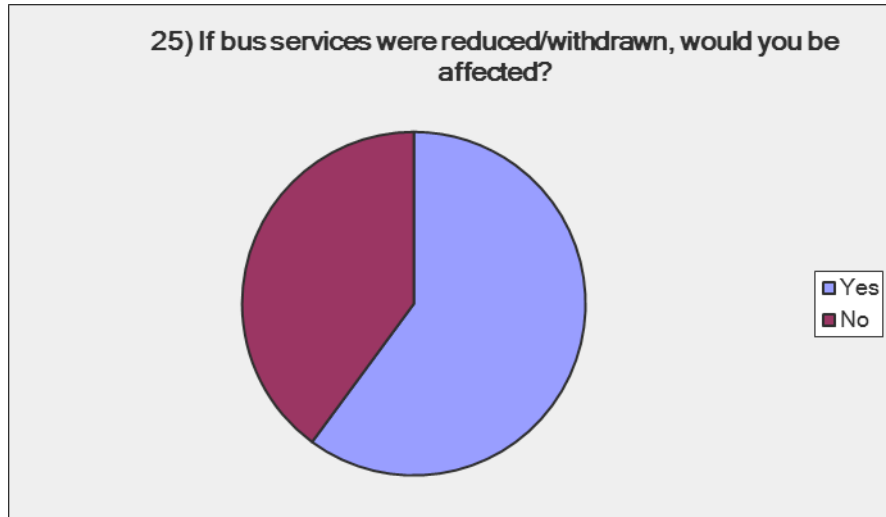
Q24. How would you define over development?

- Impacting infrastructure.
- Using green space to build / not leaving any green space eg gardens / garden grabbing.
- Changing the character the area.

OTHER ISSUES:

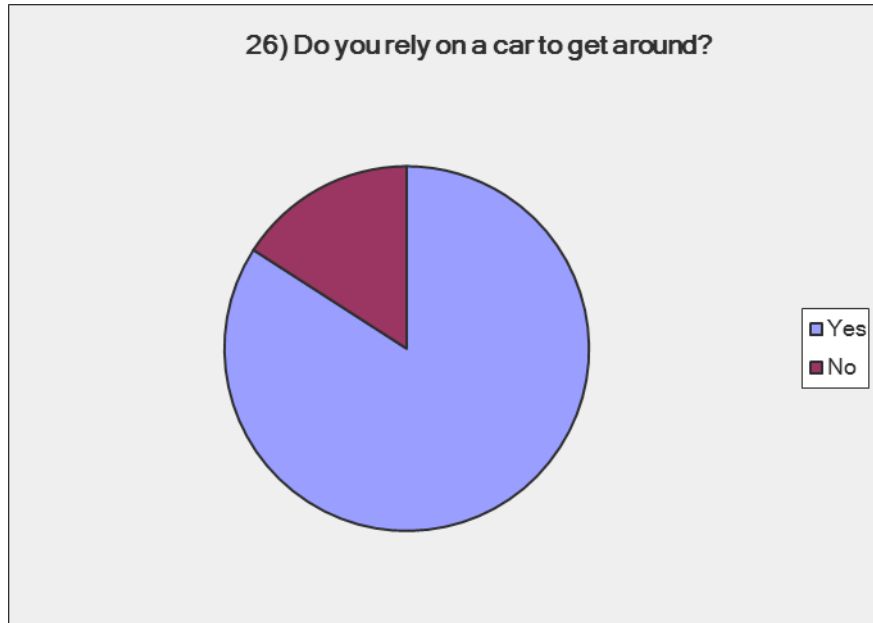
TRANSPORT

Q25. If bus services were reduced / withdrawn, would you be affected?



25) If bus services were reduced/withdrawn, would you be affected?		
Answer Options	Response Percent	Response Count
Yes	60.1%	178
No	39.9%	118
<i>answered question</i>		296
<i>skipped question</i>		11


Q26. Do you rely on a car to get around?



26) Do you rely on a car to get around?		
Answer Options	Response Percent	Response Count
Yes	84.1%	248
No	15.9%	47
<i>answered question</i>		295
<i>skipped question</i>		12

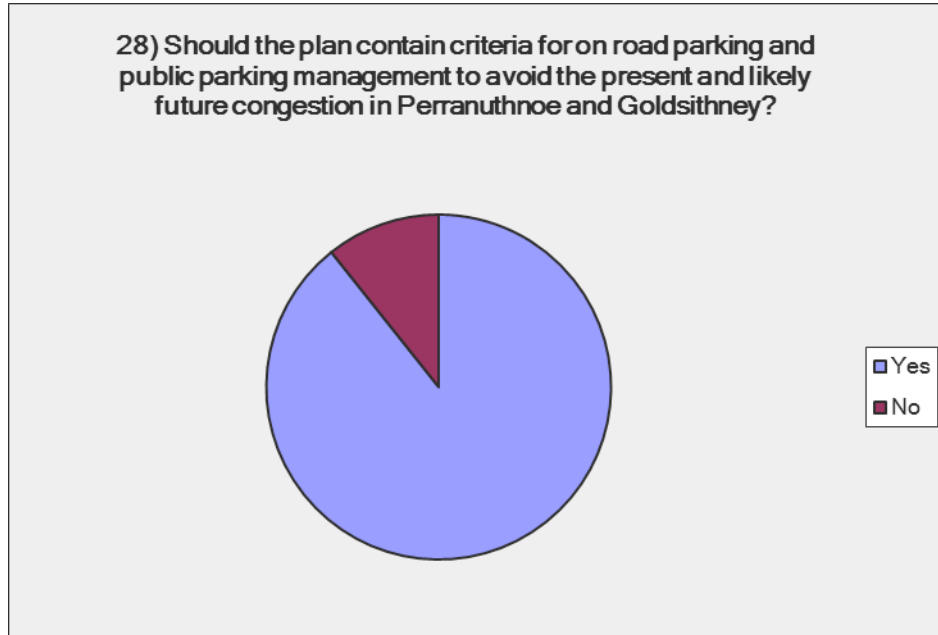
PARKING

Q27. Should the plan contain criteria for off road parking for new residential and commercial developments?



27) Should the plan contain criteria for off road parking for new residential and commercial developments?		
Answer Options	Response Percent	Response Count
Yes	98.6%	292
No	1.4%	4
<i>answered question</i>		296
<i>skipped question</i>		11

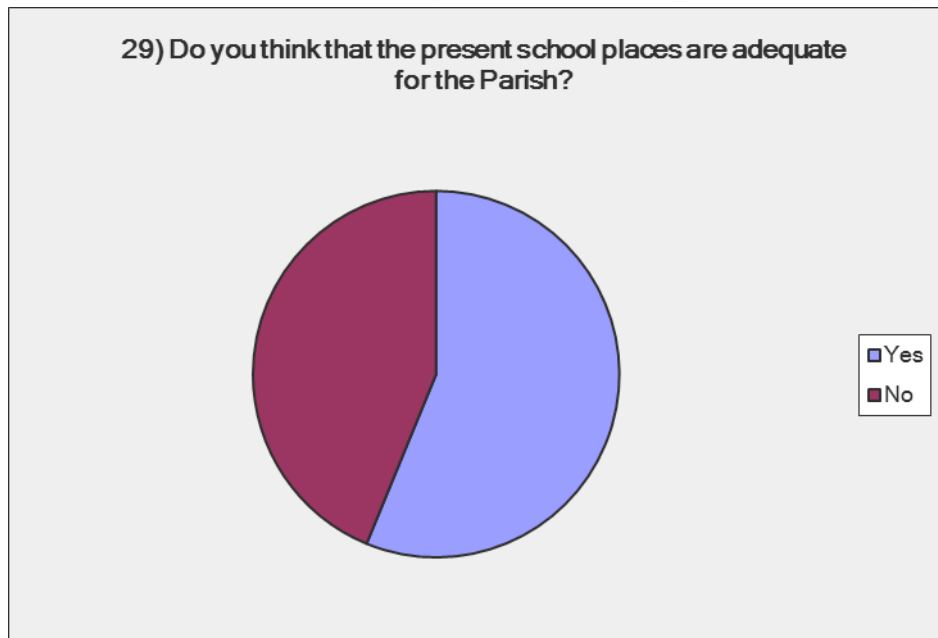
Q28. Should the plan contain criteria for on road parking and public parking management to avoid the present and likely future congestion in Perranuthnoe and Goldsithney?



28) Should the plan contain criteria for on road parking and public parking management to avoid the present and likely future congestion in Perranuthnoe and Goldsithney?		
Answer Options	Response Percent	Response Count
Yes	89.3%	260
No	10.7%	31
answered question		291
skipped question		16

SCHOOLS

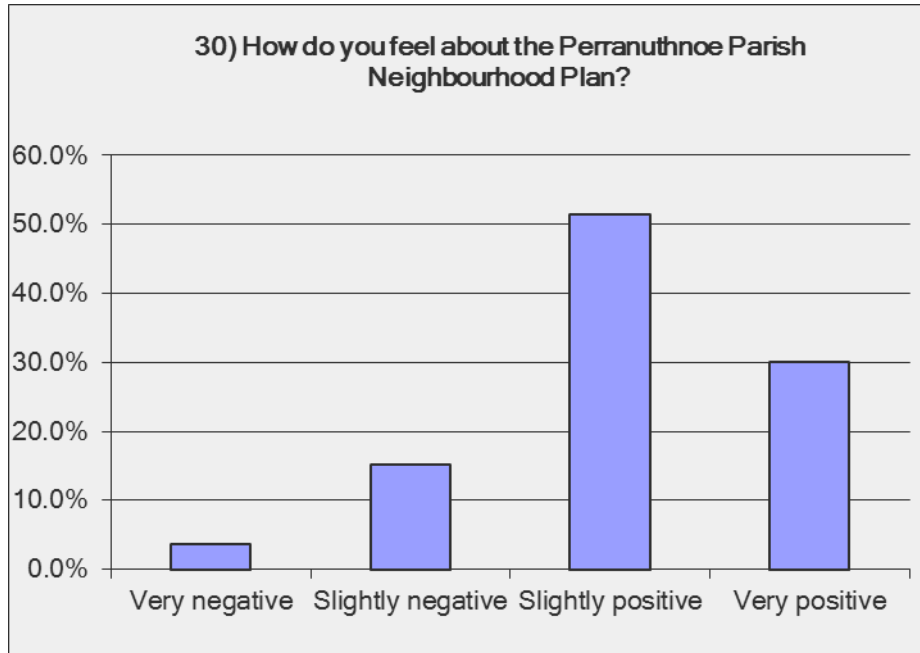
Q29. Do you think that the present school places are adequate for the Parish?



29) Do you think that the present school places are adequate for the Parish?		
Answer Options	Response Percent	Response Count
Yes	56.2%	114
No	43.8%	89
<i>answered question</i>		203
<i>skipped question</i>		104

It is worth noting that several people commented that they were unable to comment on this question as they did not have any knowledge of school places.

Q30. How do you feel about the Perranuthnoe Parish Neighbourhood Plan?



30) How do you feel about the Perranuthnoe Parish Neighbourhood Plan?		
Answer Options	Response Percent	Response Count
Very negative	3.7%	10
Slightly negative	15.1%	41
Slightly positive	51.5%	140
Very positive	30.1%	82
answered question		272
skipped question		35

Q31. Are you able to help with the production of a Neighbourhood Plan

Are you prepared to commit to helping with the preparation of the Neighbourhood Plan?		
Answer Options	Response Percent	Response Count
Yes	26.6%	68
No	73.4%	188
<i>answered question</i>		256
<i>skipped question</i>		51

If so, please say below whether as an amateur or as a professional (and if as a professional, please say what are your skills and expertise)		
Answer Options	Response Percent	Response Count
Professional	12.2%	9
Amateur	87.8%	65
Comment		59
<i>answered question</i>		74
<i>skipped question</i>		233

Q32. Please give us more details about any of the answers you have given earlier.

32) Please use this space to give us more details about any of the answers you have given earlier in the questionnaire and feedback about other matters that you think may fall within the scope of our Neighbourhood Plan. We will record and take note of every comment!

Answer Options	Response Count
	162
<i>answered question</i>	162
<i>skipped question</i>	145

Comments generally reiterate views expressed elsewhere including the traffic and parking issues along with a qualifying statements regarding criteria that would need to be applied before respondents could agree to suggestions – for example where renewable energy is concerned or other types of developments.